

BOMAT PROFITHERM UP TO 350 kW COMBUSTION OUTPUT

Heat exchangers for flue gas heat recovery, for boilers with pressure-jet gas or oil burners (other applications on request).



01-GG-1032-NT-4-K-3 ▲

01-GG-1064-NT-4-K-3 ▲

Illustration contains optional special paint and labelling

Profitherm			Product number
01-GG-1032-NT-4-K-3	up to 200 kW* combustion output	Flue gas inlet: Dint 185 Flue gas outlet: DN160 coupling	90 700 20
01-GG-1064-NT-4-K-3	up to 350 kW* combustion output	Flue gas inlet: Dint 255 Flue gas outlet: DN200 coupling	90 672 10

FEATURES

- Ceramic heat exchanger
- Flow switch
- Deaerator
- Flue gas outlet in polypropylene with coupling
- Condensate drain
- Insulation
- White coated sheet steel casing
- Water connections
- Flue gas inlet with connector
- BOMAT safety control panel incl. 120°C flue gas temperature limiter; AWR pump control with cable and plug

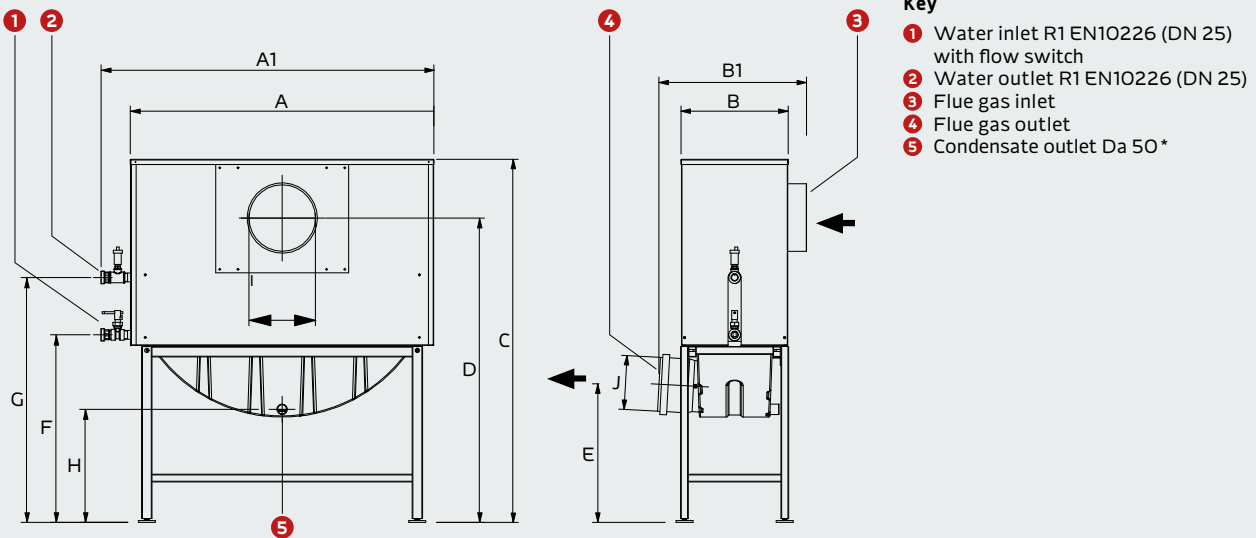
ACCESSORIES

→ see page 36

* Design basis: 200°C flue gas inlet temperature, 70°C flue gas outlet temperature, 40°C average coolant temperature, Lambda 1.2. To optimise energy savings the water inlet temperature should be in the 30–40°C range under operating conditions.

FOOTPRINT AND CONNECTION DIMENSIONS

01-GG-1032-NT-4-K-3, 01-GG-1064-NT-4-K-3 SERIES

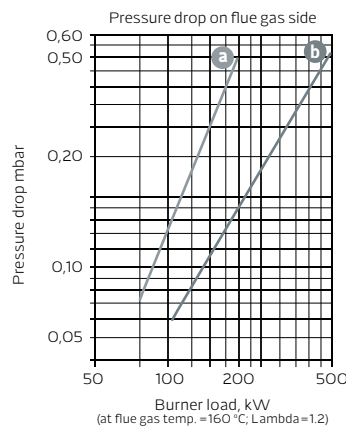
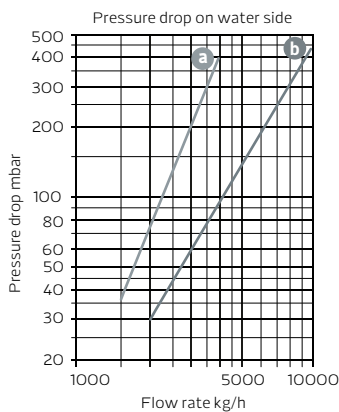


Key

- 1 Water inlet R1 EN10226 (DN 25) with flow switch
- 2 Water outlet R1 EN10226 (DN 25)
- 3 Flue gas inlet
- 4 Flue gas outlet
- 5 Condensate outlet Da 50*

Profitherm 01-GG- →		1032-NT	1064-NT
Boiler size (max. combustion output)	kW	200	350
Water capacity	litres	7,7	17,5
Flue gas HLSC, max. setting	°C	120	120
Permissible operating pressure	bar	3	3
Max. permiss. flue gas inlet temp.	°C	250	250
Max. permiss. water outlet temp.	°C	80	80
Max. permiss. flue pressure drop	Pa	100	100
Weight	kg	90	146
Dimensions (mm)	A	1190	1165
	A1	1205	1195
	B	290	400
	B1	405	565
	C	1255	1405
	D	1240	1180
	E	470	540
	F	640	730
	G	860	950
	H	395	445
	I	Di 185	Di 255
	J	DN 160	DN 200

Height-adjustable +/-10 mm using adjustable feet.
All data is without guarantee. Subject to change without notice.



Key

- a 01-GG-1032-NT-4-K-3
- b 01-GG-1064-NT-4-K-3